

Signature CIO Balanced Fund Open Ended IC PLC

Investment Objective

as of 28 March 2024

The Signature CIO Balanced Fund Open Ended IC PLC (the "Fund") is a Feeder Fund that seeks to achieve growth through capital appreciation and income accumulation over a mid to long-term investment horizon. The Fund will invest in the Signature CIO Balanced Fund (the "Master Fund") which is managed by Amundi Asset Management. The Master Fund combines top-down macroeconomic views and bottom-up mutual funds and ETF selection from Standard Chartered's Chief Investment Officer ("CIO") and Investment Management Teams.

FUND INFORMATION

Domicile	Dubai International Financial Centre, UAE
Fund Manager	Aditum Investment Management Limited
Master Fund	Amundi Asia Funds – Signature CIO Balanced Fund - AU
Portfolio Manager of Master Fund	Amundi Asset Management SAS
Fund Administrator	Standard Chartered Bank DIFC
Custodian	Standard Chartered Bank UAE
Auditor	Grant Thornton Audit and Accounting Limited (BVI)
Fund Strategy	Balanced
Currency	USD
Inception Date	16 th May 2024*
Minimum Initial Subscription	US\$1,000
Minimum Subsequent Subscription	US\$1,000
Dealing Frequency	Daily
Redemption Notice	1 BD
Management Fee	Up to 0.72%
AUM of Master Fund	US\$59.77m
Inception Date of Master Fund	30 September 2022

For a full outline on applicable fees, please refer to Fund's prospectus

*Or any such day that the Fund Manager decides

RISK INDICATOR*



Lower risk

Higher risk



The risk indicator assumes you keep the product for medium to long term. The summary risk indicator is a guide to the level of

risk from this product compared to other products. It shows how likely it is that the product will lose money because of movement in the markets or because we are not able to pay you. Please note that the risk indicators is based on the Master Fund and is sourced from the Master Funds Administrator.

*for the Master Fund

Source of data: Aditum Investment Management Limited, Bloomberg and Amundi Asset Management SAS

MASTER FUND PERFORMANCE (%)



	1M	3M	6M	1YR	3YR	S.I.
Master Fund	2.50	4.31	13.27	11.78	-	22.82

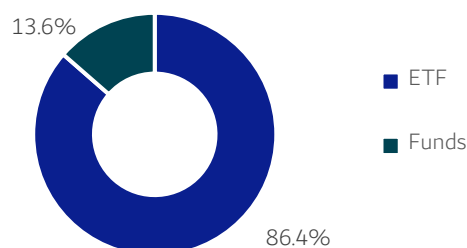
The performance data shown is for the duration of the Amundi Asia Funds - Signature CIO Balanced Fund AU USD ACC share class which commenced its investment program on 30 September 2022. Past performance is not indicative of future returns.

MASTER FUND CHARACTERISTICS

Number of Securities Held	26
Portfolio Volatility*	8.24%
Portfolio Sharpe ratio*	0.75
Maximum Drawdown	-7.62%

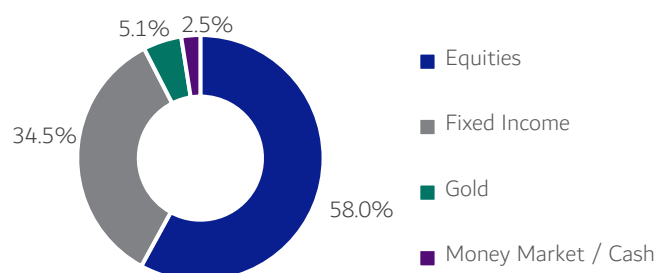
Data as of 28 March 2024, over a 1 year period

Allocation to Funds vs. ETFs*



*for the Master Fund

Asset Allocation Breakdown*

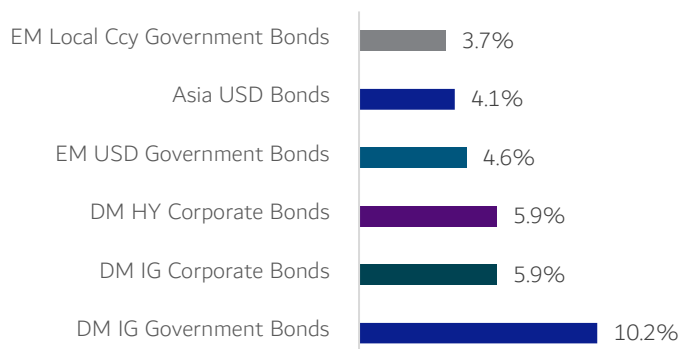


*for the Master Fund

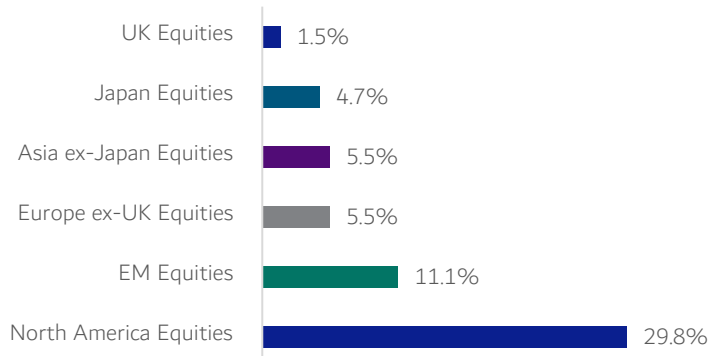
Signature CIO Balanced Fund Open Ended IC PLC

as of 28 March 2024

FIXED INCOME BREAKDOWN*



EQUITY BREAKDOWN*



Breakdown of Asset Classes and Securities *

SCB - Allocation breakdown (Foundation)

	Portfolio	Instrument type (ETF/Fund)
Equities	58.0%	-
North America Equities	29.8%	-
Vanguard S&P 500 ETF USD Acc	8.9%	ETF
iShares Core S&P 500 ETF USD Acc	8.9%	ETF
Xtrackers MSCI USA ETF 1C	8.8%	ETF
Vanguard FTSE North America UCITS ETF	3.2%	ETF
EM Equities	11.1%	-
iShares Core MSCI EM IMI ETF USD Acc	6.1%	ETF
iShares MSCI EM ETF USD Acc	4.9%	ETF
Europe ex-UK Equities	5.5%	-
iShares MSCI Europe ex-UK ETF EUR Dist	5.5%	ETF
Asia ex-Japan Equities	5.5%	-
iShares MSCI EM Asia ETF USD Acc	2.9%	ETF
ISHARES MSCI EM EX-CHINA UCITS ETF USD A	2.6%	ETF
Japan Equities	4.7%	-
iShares Core MSCI Japan IMI ETF USD Acc	4.7%	ETF
UK Equities	1.5%	-
Vanguard FTSE 100 UCITS ETF	1.5%	ETF
Fixed Income	29.5%	-
DM IG Corporate Bonds	5.9%	-
iShares Global Corp Bond ETF USD Acc	3.6%	ETF
JPM Aggregate Bond I acc USD	1.2%	Fund
PIMCO GIS Income Institutional USD Acc	1.2%	Fund
DM HY Corporate Bonds	5.9%	-
BGF Global High Yield Bond I2 USD	4.4%	Fund
Allianz US Short Dur Hi Inc Bd WT USD	1.5%	Fund
DM IG Government Bonds	5.3%	-
iShares Treasury Bd 7-10yr ETFUSD Dist	2.8%	ETF
ISHARES GLOBAL GOVT BOND UCITS ETF USD H	2.5%	ETF
EM USD Government Bonds	4.6%	-
iShares JP Morgan EM Bd ETF USD Acc	4.6%	ETF
Asia USD Bonds	4.1%	-
PIMCO GIS Asia StratIntsBd Ins USD Inc	2.2%	Fund
DWS Invest Asian Bonds USD IC	1.8%	Fund
EM Local Ccy Government Bonds	3.7%	-
iShares JPMorgan EM Lcl Govt Bd ETF Acc	3.7%	ETF
Gold	5.0%	-
Gold	5.0%	-
Invesco Physical Gold ETC	5.0%	ETF
Money Market / Cash	2.5%	-
Money Market / Cash	2.5%	-
BNP PARIBAS INSTICASH USD	1.1%	Fund

SCB - Allocation breakdown (Opportunistic)

	Portfolio	Instrument type (ETF/Fund)
Fixed Income	5.0%	-
DM IG Government Bonds	5.0%	-
Amundi US Curve Stpng 2-10 ETF Acc	2.0%	ETF
ISHARES \$ TIPS 0-5 UCITS ETF USD DIST	3.0%	ETF

*for the Master Fund

Source of data: Aditum Investment Management Limited, Bloomberg and Amundi Asset Management SAS

Signature CIO Balanced Fund Open Ended IC PLC

as of 28 March 2024

PERFORMANCE OF MASTER FUND

Market Review

Q1 2024 ended on a high note, with global equities reaching record highs, driven by economic optimism.

The S&P 500 Index surged in Q1, closing at historic highs and notching an impressive 10.6% gain, marking its most robust first-quarter performance since 2019. The rally was fuelled by robust US corporate earnings and resilient economic indicators. Labour market data has shown some weakness under the surface but has thus far held up well at the headline level. Inflation has been a little more persistent than expected, but falling. The Fed has signalled expectations of three rate cuts this year, with the first anticipated in June.

The rally broadened across other regions. The MSCI Europe ex-UK Index climbed 5.9% as rate cut hopes gained momentum. The Swiss National Bank (SNB) surprised the market by cutting its main interest rates by 25bps, making it the first major central bank to dial back tighter monetary policy. Elsewhere in Asia, the Bank of Japan (BoJ) made history by ending its negative rate regime, raising its policy rate range to 0-0.1% and abandoning yield curve control. The BoJ pledged to continue purchasing long-term government bonds as necessary, maintaining accommodative financial conditions. The MSCI Asia ex-Japan index posted a return of 2.4% in Q1. Positive returns were mainly driven by Taiwan's impressive gains in semiconductor demand. Meanwhile in China, the economy continues to remain lacklustre despite favourable fiscal policies announced as property sector woes linger.

On the flipside, fixed income was relatively lacklustre in the first quarter. The Global Aggregate Bond Index concluded the quarter in negative territory at -2.1%, the rise in yields weighing on bond prices. However, higher yielding credits outperformed investment grade bonds on a relative basis as spreads compressed and flow sentiment towards EM debt improved.

In commodities, gold prices surged to new highs, fuelled by safe-haven demand and the hopes of an interest rate cut. Similarly, oil prices have risen strongly over the past few weeks in March extending their year-to-date gains as demand rebounds and OPEC squeezes supply.

To sum up, Q1 2024 performance was astounding. As Q2 kicks off, we remain constructive on equities as we see a supportive backdrop for risk appetite.

Fund Performance

The Signature CIO Balanced Fund continued its positive performance trajectory in March, capping off the first quarter with strong returns. Throughout the quarter, global equities have notably outperformed fixed income.

In equities, our tactical overweight view on equity has played out well, serving as the primary driver behind our strong performance as markets surged to unprecedented highs. Particularly noteworthy is the remarkable performance of US equities, underpinned by robust earnings growth momentum and resilient economic indicators, with manufacturing registering an uptick.

Similarly, our overweight allocation to Japanese equities yielded positive results, buoyed by enhanced corporate governance practices, a weakening yen, and attractive valuations. Emerging market equities have also made a favourable contribution, with Taiwan leading the way on the back of strong semiconductor demand and Chinese equities rebounding due to fiscal stimulus measures.

In fixed income, both DM IG Corporate and DM IG Government bonds have positively contributed to our portfolio in March, particularly as US 10-year Treasury yields retreated following the Federal Reserve's commitment to rate cuts. Additionally, higher-yielding credits such as DM HY bonds and EM USD Government bonds have bolstered performance. Although credit spreads remain tight, the absolute yields remain appealing relative to DM IG Bonds. Year-to-date, we see the same narrative where higher yielding credits outperformed DM IG bonds. EM LC Government bonds lagged as well due to the surge in the dollar.

In alternatives, gold witnessed an uptick in prices with the anticipation of forthcoming rate cuts and an increasing safe-haven demand for the precious metal. Gold has positively contributed to the quarter and remains a core holding in our portfolio.

Fund Positioning

Looking ahead to the rest of 2024, our outlook is marked by a discerning assessment of key factors influencing market dynamics. Our analysis points to the probabilities that increasingly favour a soft-landing scenario, alongside a notable reduction in the risk associated with a hard landing scenario.

Within bonds, we trimmed some allocation to DM IG Government bonds as our view on the asset class has turned Neutral. We believe the risk-reward balance for US government bonds has become more aligned with market expectations, particularly in light of the Federal Reserve's projections for rate cuts and inflation.

We have also increased EM USD Government bond allocation on the back of an upgraded view to Neutral. Valuation is attractive. Our expectation for more supportive commodity prices and a rangebound dollar in the next 12 months is supportive, yet geopolitical risk

Signature CIO Balanced Fund Open Ended IC PLC

as of 28 March 2024

should remain watch out for.

Within equity, we increased equity allocation marginally, mainly funded by fixed income and cash. We continue to like US and Japanese equities. We remain overweight in US equities, however due to the strong performance in the asset class, we have taken profit on a portion of the allocation to rebalance back to our target Tactical Asset Allocation (TAA). US equities continue to be supported by resilient consumption spending and solid net margins enjoyed by US companies due to strong pricing power.

We have further added to our holdings in Japanese equities. We believe that Japanese equities are in a "Goldilocks" environment, with the Bank of Japan (BoJ) still maintaining its accommodative stance, corporate governance is improving, and valuation remains attractive.

We maintain our neutral view on Asia/EM equity. However, we added a small allocation to Asia/EM equity, aligning the overall exposure closer to TAA weights. This trade is implemented using iShares EM ex-China equity ETF. The outlook for China remains weak. China continues to face deflationary pressures, led by the downturn in the property sector. Authorities appear keen to stabilize growth around 5% through measured policy easing, and focus on 'quality' growth, rather than boost the economy through large-scale stimulus. However, we like other key Asian markets such as India, Taiwan, and Korea.

Within the opportunistic basket, we keep the trade in US TIPS short duration bonds as a hedge against potential inflationary surprises. While our base case scenario anticipates a continuation of the disinflationary trend, we acknowledge the notable upside risks to inflation. These risks stem from the prolonged resilience of the US economy and elevated oil prices, which are factors that could potentially fuel inflationary pressures.

We closed the trade on US Treasury 1-3-year bonds and initiated a position on US 2s10s yield curve steepener. We expect US 2s10s curve to steepen as the Fed embarks on the rate easing cycle. As we transition towards a soft-landing scenario, a resilient US economy and sticky inflation should limit the downward movement of the 10-year yield in the near term.

Who is Aditum?

- Aditum is an **independent** and **privately-owned** asset management company based in the DIFC, regulated by the **DFSA with a category 3C license** to service professional clients only, is established in the DIFC and regulated by the DFSA for the provision of Managing Collective Investment Funds, Arranging Deals in Investments, Advising on Financial Products, Arranging Custody, Managing Assets and Arranging Credit and Advising on Credit. Aditum Investment Management Limited holds an Islamic Endorsement to conduct Islamic Financial Business by Operating an Islamic Window Holding or Controlling Client Assets, Managing a Fund Platform.
- Aditum was **established in 2018** and currently has grown to over **\$6.51bn* under management** across three service lines. The company has launched **27 funds** across **three jurisdictions**, assisted in the set up of four Islamic structures and close to 19 live SPs, and 4 additional segregated portfolio companies in set up phase .
- Aditum offers GCC investors a wide spectrum of global asset management solutions through investment funds, separately managed accounts and structured products across a variety of asset classes.

Aditum Investment Management
Limited
\$6.51bn

In-house Investment
Management Services*
US\$2.2bn

Sub-Advisory Investment
Management Services*
US\$436m

Private Structured
Services
US\$3.88bn**

*Source: Aditum Investment Management Limited as of 31st March 2024
**Estimated AUM


SHARE CLASS INFORMATION





Share Class	ISIN	AMC	Placement Fee
Class A ACC (USD)	AEDFXA48C005	Up to 0.72%	Up to 5%
Class A INC (USD)	-	Up to 0.72%	Up to 5%

Signature CIO Balanced Fund Open Ended IC PLC

as of 28 March 2024

CONTACT DETAILS:

 Aditum Investment Management Limited
Office 510, Level 5, Gate District 3
Dubai International Financial Centre
Dubai, UAE

 PO Box 506605
 Telephone: +971 4 875 3700
 Email: info@aditumim.com
 www.aditumim.com

DISCLAIMER

This material is communicated by Aditum Investment Management Limited. This information has been provided in good faith and from sources believed to be reliable, but no guarantee is given as to its accuracy. The opinions expressed in this document are not intended to serve as investment advice or solicitation and should not be used in substitution for the exercise of own judgment. The information, including expression of opinion, has been obtained from or is based upon sources believed to be reliable, fair and not misleading. Any opinion or estimate contained in this material is subject to change without notice.

The information contained in this document does not constitute an investment advice, a recommendation or offer to buy or sell or subscribe to any specific investment and does not have any regard to the specific investment objectives, financial situation or the particular needs of any person and is provided for information purposes only. Potential investors are reminded to seek professional advice before investing.

Investment involves risk and prospective investors should be aware that investment in the Fund carries a significant degree of risk. Risks involved in any asset class may include, but are not necessarily limited to, market risks, credit risks, currency risk, political risks, geographical and economic risks therefore investment as well as performance would be exposed to variations and the investment may increase or decrease in value. Certain investments may be speculative and considerably more volatile than other investments.

This document may include figures relating to simulated past performance. Past performance, simulations and performance forecasts are not reliable indicators of future results and are not a guarantee of future returns, meaning investors may get back less than the amount originally invested.

As a general rule, potential investors should only invest in financial products that they are familiar with and understand the risks associated with them. Potential investors should carefully consider their investment experience, financial situation, investment objective, risk tolerance level prior to making the investment. The investment contains specific risks, including asset class where it might be difficult to realize an investment or to obtain information about performance. The investment risk may include the possible loss of the principal amount invested.

For a full outline on applicable fees, please refer to Fund's prospectus, supplement or term sheet. Potential investors must obtain and carefully read the most recent Fund's KIID, Prospectus, Supplement, Term Sheet, as applicable, prior to making an investment and to assess the suitability, lawfulness and risks involved. Aditum Investment Management Limited will not be held liable for actions taken, or not taken, as a result of the publication of this document.

Dissemination of this information is strictly prohibited and the information is not for distribution for the general public and may not be published, circulated or distributed in whole or part to any person without written consent of Aditum Investment Management Limited and the content remains the property of Aditum Investment Management Limited, a company incorporated in the Dubai International Financial Centre and regulated by the Dubai Financial Services Authority. Data source: Aditum, Bloomberg, USD terms, income reinvested, bid to bid, periods as stated.

Aditum Investment Management Limited is regulated by the DFSA for the provision of Managing Collective Investment Funds, Arranging Deals in Investments, Advising on Financial Products, Arranging Custody, Managing Assets and Arranging Credit and Advising on Credit. Aditum Investment Management Limited holds an Islamic Endorsement to conduct Islamic Financial Business by Operating an Islamic Window, Holding or Controlling Client Assets, Managing a Fund Platform.

All communications and services are directed at Market Counterparties and Professional Clients only (as defined in the DFSA rulebook), persons other than Market Counterparties and Professional Clients, such as Retail Clients, are NOT the intended recipients of our communications or services.

Aditum Investment Management Limited is a company established in the DIFC pursuant to the DIFC Companies Law with registration number CL2833.