

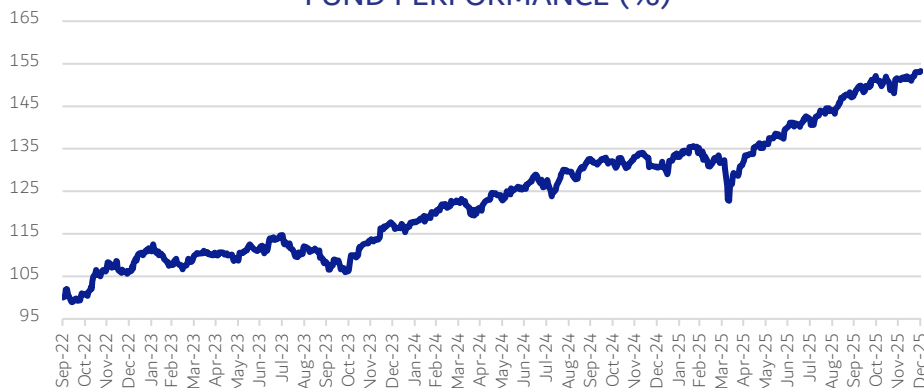
Signature CIO Balanced Fund Open Ended IC PLC

As of 31 December 2025

INVESTMENT OBJECTIVE

The Signature CIO Balanced Fund Open Ended IC PLC (the “Fund” or “Balanced Fund”) is a feeder fund that seeks to achieve growth through capital appreciation and income accumulation over a mid to long-term investment horizon. The Fund will invest in the Amundi Asia Funds - Signature CIO Balanced Fund (the “Master Fund”) which is managed by Amundi Asset Management. The Master Fund combines top-down macroeconomic views and bottom-up mutual funds and ETF selection from Standard Chartered’s Chief Investment Officer (“CIO”) and Investment Management Teams.

FUND PERFORMANCE (%)*



FUND CHARACTERISTICS

AUM (US\$m)* 6.37

Inception Date 17 May 2024

*as of end December 2025, the Master Fund AUM is 606.78 (million USD)

MASTER FUND CHARACTERISTICS

No. of Securities 27

Volatility** 8.20%

Sharpe ratio** 1.53

Maximum Drawdown -9.49%

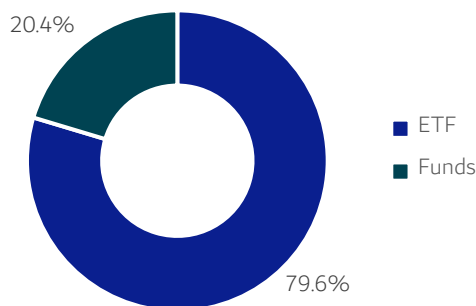
Data as of end December 2025.

**These numbers are over one year period.

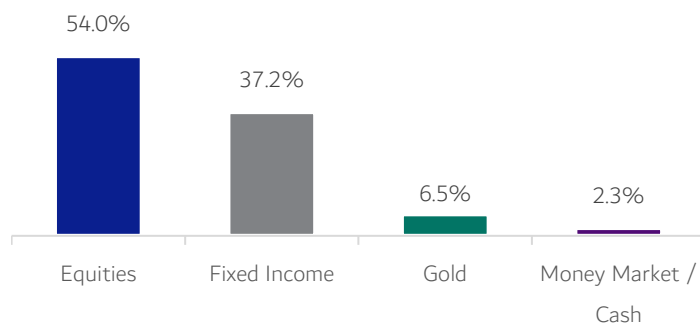
	1M	3M	6M	1YR	3YR	S.I.
Balanced Fund Hybrid Performance*	1.12	3.55	9.40	17.37	44.63	53.28

*The performance data shown is for the Master Fund - Amundi Asia Funds - Signature CIO Balanced Fund AU USD ACC share class (LU2708335943) to 17 May 2024, which commenced its investment program on 30 September 2022, and data for Signature CIO Balanced Fund Open Ended IC PL A ACC USD share class (AEDFXA48C005) from 17 May 2024 to date. An investment in the Fund is not the same as a direct investment in the underlying Master Fund. It should be noted that the past performance data is not available yet for a full calendar year. Past performance is not indicative of future returns. All performances are calculated net of fees and are calculated net income reinvested and net of all charges taken by the Sub-Fund and expressed with the round-off superior

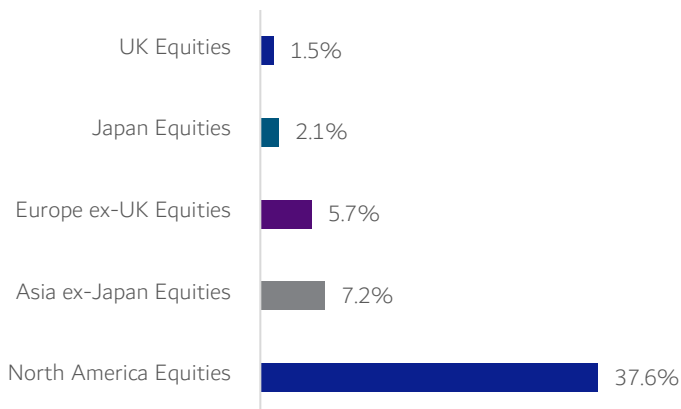
ASSET ALLOCATION*



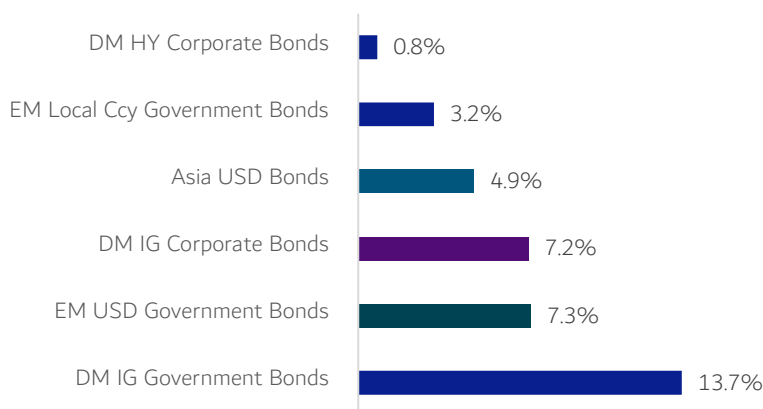
FUND ASSET ALLOCATION*



EQUITY BREAKDOWN*



FIXED INCOME BREAKDOWN*



Source of data: Aditum Investment Management Limited & Bloomberg. *for the Master Fund, Source of data: Amundi Asset Management SAS. Please note that values may not add up to 100% due to rounding.

Signature CIO Balanced Fund Open Ended IC PLC

As of 31 December 2025

ALLOCATION BREAKDOWN*

SCB - Allocation breakdown (Foundation)

	Portfolio	Instrument type (ETF/Fund)
Equities	52.0%	-
North America Equities	36.6%	-
ISHARES CORE S&P 500 ETF USD ACC	9.0%	ETF
AMUNDI CORE S&P 500 SWAP ETF ACC	8.9%	ETF
SPDR S&P 500 ETF USD ACC	8.7%	ETF
XTRACKERS MSCI USA ETF 1C	7.8%	ETF
VANGUARD FTSE NORTH AMERICA ETF USD ACC	2.2%	ETF
Asia ex-Japan Equities	7.2%	-
ISHARES MSCI EM ASIA ETF USD ACC	4.9%	ETF
XTRACKERS MSCI ACASIAEXJP ESG SWP ETF 1C	1.6%	ETF
LYXOR MSCI AC ASIA EX JAPAN UCITS ETF -	0.7%	ETF
Europe ex-UK Equities	4.7%	-
ISHARES MSCI EUROPE EX-UK ETF EUR DIST	4.7%	ETF
Japan Equities	2.1%	-
ISHARES CORE MSCI JAPAN IMI ETF USD ACC	2.1%	ETF
UK Equities	1.5%	-
VANGUARD FTSE 100 UCITS ETF GBP ACC	1.5%	ETF
Fixed Income	37.2%	-
DM IG Government Bonds	13.7%	-
ISHARES GLOBAL GOVT BOND ETF USD ACC	4.9%	ETF
ISHARES \$ TREASURY BOND 7-10YR UCITS ETF	4.4%	ETF
ISHARES GLOBAL GOVT BOND UCITS ETF USD H	4.4%	ETF
EM USD Government Bonds	7.3%	-
PRINCIPAL GI FIN UNCON EM FX INC I2 ACC	4.5%	Fund
ISHARES JP MORGAN EM BD ETF USD ACC	2.9%	ETF
DM IG Corporate Bonds	7.2%	-
JPM AGGREGATE BOND I ACC USD	4.5%	Fund
PIMCO GIS INCOME INSTITUTIONAL USD ACC	1.7%	Fund
ISHARES GLOBAL CORP BOND ETF USD H ACC	1.0%	ETF
Asia USD Bonds	4.9%	-
BGF ASIAN TIGER BOND I2 USD	4.9%	Fund
EM Local Ccy Government Bonds	3.2%	-
CAPITAL GROUP EM LOCAL DEBT LUX P	1.9%	Fund
ISHARES JPMORGAN EM LCL GOVT BD ETFACC	1.3%	ETF
DM HY Corporate Bonds	0.8%	-
BGF GLOBAL HIGH YIELD BOND I2	0.8%	Fund
Gold	6.5%	-
Gold	6.5%	-
INVESCO PHYSICAL GOLD ETC	6.5%	ETF
Money Market / Cash	2.3%	-
Money Market / Cash	2.3%	-
BNP PARIBAS INSTICASH USD	1.9%	Fund
Cash	0.4%	-

SCB - Allocation breakdown (Opportunistic)

	Portfolio	Instrument type (ETF/Fund)
Equities	1.0%	-
North America Equities	1.0%	-
SPDR S&P US UTILITIES SELECT SECT ETF	1.0%	ETF
Europe ex-UK Equities	1.0%	-
AMUNDI STOXX EUROPE 600 BANKS ACC (PAR)	1.0%	ETF

*for the Master Fund

Source of data: Bloomberg and Amundi Asset Management SAS

Signature CIO Balanced Fund Open Ended IC PLC

MASTER FUND COMMENTARY

As of 31 December 2025

Fund Performance

The Signature CIO Balanced fund continued the positive performance in December despite volatility. US equities were the standout contributor as US equity indices ended the year strong with a 'Santa Claus' year-end rally amid a positive macro backdrop and solid earnings growth expectations. US technology outperformed the broader US market with sector strength aided by improved AI Sentiment and potential early-2026 AI catalysts. On the reverse, US utilities underperformed as defensive sectors fell out of favour. Our gold position continued to do well, posting gains.

In summary for 2025, it was an excellent year for global equities, with indices around the world ending close to all-time highs despite volatility linked to tariff fears and a potential AI bubble. US equities was a key contributor to performance, along with sector positions in US tech and pharma. Within fixed income, mixed signals about inflation and the strength of the economy led to greater declines in the short end compared to the long end so contribution from longer-dated US Treasuries was offset by the short duration strategies. Lastly, geopolitical tensions and policy uncertainty fueled a sharp rally in gold, which rose over 60% and was also a key contributor to the performance.

Fund Positioning

Heading into 2026, we remain constructive on equities and expect markets to push higher driven by supporting economic and earnings growth, with preferred regional tilts to the US and Asia ex-Japan. By sector, we favour a barbell in equities (favour technology, pharma and utilities) to balance valuation risk. In fixed income, we are overweight EM bonds (in both US and LCY) because of improving fiscal trends, higher yield (relative to DM bonds) and a weaker USD outlook. We stay Overweight gold, given persistent diversification demand and its defensive attributes within multi-asset portfolios.

For opportunistic ideas, we keep US Utilities position open. We continue to favour this sector for its defensive earnings growth. We see data centre boom supporting electricity demand growth, accelerating earnings growth for the electric utilities, which forms majority of the sector. We initiated a new position in European banks. We like this exposure for its attractive valuations, steady earnings growth with tailwinds from higher longer-term yields and fiscal expansion in Europe.

Signature CIO Balanced Fund Open Ended IC PLC

FUND INFORMATION

Domicile	Dubai International Financial Centre, UAE
Fund Manager	Aditum Investment Management Limited
Master Fund	Amundi Asia Funds – Signature CIO Balanced Fund - AU
Investment Manager of Master Fund	Amundi Asset Management SAS
Fund Administrator	Standard Chartered Bank DIFC
Custodian	Standard Chartered Bank UAE
Auditor	Grant Thornton Audit and Accounting Limited (BVI)
Fund Strategy	Balanced
Currency	USD
Inception Date	17 May 2024
Dealing Frequency	Daily
Redemption Notice	1 BD

FEES

SHARE CLASS	ISIN	ACCUMULATING / DISTRIBUTING	MANAGEMENT FEE	PLACEMENT FEE	MINIMUM SUBSCRIPTION	SUBSEQUENT INVESTMENT
Class A ACC (USD)	AEDFXA48C005	Accumulating	Up to 0.72%	Up to 5%	US\$1000	US\$1000


For a full outline on applicable fees, please refer to Fund's prospectus

RISK INDICATOR



The risk indicator assumes you keep the product for medium to long term. The summary risk indicator is a guide to the level of risk from this product compared to other products. It shows how likely it is that the product will lose money because of movement in the markets or because we are not able to pay you. Please note that the risk indicators is based on the Master Fund and is sourced from the Master Funds Administrator. The Fund will entail substantially the same risks as an investment in the underlying Master Fund. At this time, the level of the risk and reward profile is equal to 3, in line with the risk and reward profile for the Master Fund. For more information about these risks, please see the Master Fund Prospectus.

CONTACT DETAILS:

 Aditum Investment Management Limited
Office 510, Level 5, Gate District 3
Dubai International Financial Centre
Dubai, UAE



PO Box 506605
Telephone: +971 4 875 3700
Email: sales@aditumim.com
www.aditumim.com

DISCLAIMER

The Fund will invest substantially all of its assets in the Master Fund. The Master Fund may purchase certain instruments or utilize certain investment techniques that carry specific risks. No guarantee or representation is made that the Master Fund will be able to implement its investment strategy, achieve its investment objectives, be profitable, or avoid substantial losses, or that its investment strategy will be successful. This material is communicated by Aditum Investment Management Limited "Aditum". This information has been provided in good faith and from sources believed to be reliable, but no guarantee is given as to its accuracy. The opinions expressed in this document are not intended to serve as investment advice or solicitation and should not be used in substitution for the exercise of own judgment. The information, including expression of opinion, has been obtained from or is based upon sources believed to be reliable, fair and not misleading. Any opinion or estimate contained in this material is subject to change without notice. The information contained in this document does not constitute an investment advice, a recommendation or offer to buy or sell or subscribe to any specific investment and does not have any regard to the specific investment objectives, financial situation or the particular needs of any person and is provided for information purposes only. Potential investors are reminded to seek professional advice before investing. The tax legislation applying to the Fund's relevant place of domicile may have an impact on the prospective investor's personal tax position. Investment involves risk and prospective investors should be aware that investment in the Fund carries a significant degree of risk. Risks involved in any asset class may include, but are not necessarily limited to, market risks, credit risks, currency risk, political risks, geographical and economic risks therefore investment as well as performance would be exposed to variations and the investment may increase or decrease in value. Certain investments may be speculative and considerably more volatile than other investments. Further, changes in applicable laws, regulations, or tax regimes could adversely affect the performance of the fund or its underlying investments. This document may include figures relating to simulated past performance. Past performance, simulations and performance forecasts are not reliable indicators of future results and are not a guarantee of future returns, meaning investors may get back less than the amount originally invested. As Aditum may from time to time invest in its managed funds, potential conflicts of interest may arise. They are addressed in a manner consistent with established policies and procedures to manage such conflicts, ensuring fair treatment of all investors. As a general rule, potential investors should only invest in financial products that they are familiar with and understand the risks associated with them. Potential investors should carefully consider their investment experience, financial situation, investment objective, risk tolerance level prior to making the investment. Investment contains specific risks, including asset class where it might be difficult to make an investment or to obtain information about performance. The investment risk may include the possible loss of the principal amount invested. For a full outline on applicable fees, classes of shares please refer to Fund's latest prospectus, supplement or term sheet accurate as at the date of issue. Further information about the UCITS and Aditum Global Access ICC Ltd Fund Platform (i.e., Prospectus/ Offering Memorandum, KIID, periodic reports) can be obtained in English (and in Arabic for the Fund Platform), free of charge at the following address: Dubai International Financial Centre, Gate District Precinct Building 3, Level 5, Unit 510, Dubai, United Arab Emirates. Potential investors must obtain and carefully read the most recent Fund's KIID, Prospectus, Supplement, Term Sheet, as applicable, prior to making an investment and to assess the suitability, lawfulness and risks involved. Aditum Investment Management Limited will not be held liable for actions taken, or not taken, as a result of the publication of this document. Prospective investors should be aware that the target dividend distribution is not guaranteed and remains subject to the Fund's performance, prevailing market conditions, and the discretion of the Fund Manager however the decision to declare a dividend in relation to any Fund, Sub-Fund or Share Class (or Sub-Class) will be made solely by the respective Board of Directors. There is no assurance that the Fund will achieve its investment objectives or distribute dividends at the target rate. The declaration of any dividends will be made in accordance with the CIL, the CIR and the Articles. Where dividends are declared, all investors (unitholders) recorded in the unitholder register of the relevant Fund, Sub-Fund maintained by the Registrar and Transfer Agent at the end of the relevant record date shall be eligible for a dividend. Fund dividend procedure may vary for each Fund (Sub-Fund) and each Share Class (or Sub-Class) as is set out in the relevant documentation. For further information, please refer to the official Fund documentation or contact the Fund Manager. Dissemination of this information is strictly prohibited and the information is not for distribution for the general public and may not be published, circulated or distributed in whole or part to any person without written consent of Aditum Investment Management Limited and the content remains the property of Aditum Investment Management Limited, a company incorporated in the Dubai International Financial Centre and regulated by the Dubai Financial Services Authority. Data source: Aditum, Bloomberg, USD terms, income reinvested, bid to bid, periods as stated. Aditum Investment Management Limited is regulated by the DFSA for the provision of Managing Collective Investment Funds, Arranging Deals in Investments, Advising on Financial Products, Arranging Custody, Managing Assets and Arranging Credit and Advising on Credit. Aditum Investment Management Limited holds an Islamic Endorsement to conduct Islamic Financial Business by Operating an Islamic Window, Holding or Controlling Client Assets, Managing a Fund Platform. All communications and services are directed at Market Counterparties and Professional Clients only (as defined in the DFSA rulebook), persons other than Market Counterparties and Professional Clients, such as Retail Clients, are NOT the intended recipients of our communications or services. Aditum Investment Management Limited is a company established in the DIFC pursuant to the DIFC Companies Law with registration number CL2833. The Fund is a Public Fund domiciled in the Dubai International Financial Centre (DIFC) and registered with the Dubai Financial Services Authority (DFSA). The Fund has been passported for marketing in the United Arab Emirates (UAE) under the Securities and Commodities Authority (SCA) Fund Regime.