

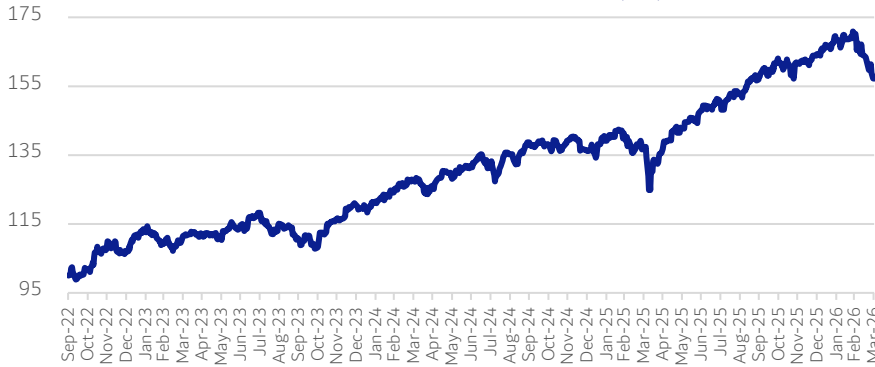
# Signature CIO Growth Fund Open Ended IC PLC

As of 31 March 2026

## INVESTMENT OBJECTIVE

The Signature CIO Growth Fund Open Ended IC PLC (the "Fund" or "Growth Fund") is a feeder fund that seeks to achieve growth mainly through capital appreciation over a mid to long-term investment horizon. The Fund will invest in the Amundi Asia Funds - Signature CIO Growth Fund (the "Master Fund") which is managed by Amundi Asset Management. The Master Fund combines top-down macroeconomic views and bottom-up mutual funds and ETF selection from Standard Chartered's Chief Investment Officer ("CIO") and Investment Management Teams.

## FUND PERFORMANCE (%)\*



## FUND CHARACTERISTICS

AUM (US\$m)*	29.15
Inception Date	17 May 2024

\*as of end March 2026, the Master Fund AUM is 528.86 (million USD)

## MASTER FUND CHARACTERISTICS

No. of Securities	25
Volatility**	11.19%
Sharpe ratio**	0.98
Maximum Drawdown	-9.15%

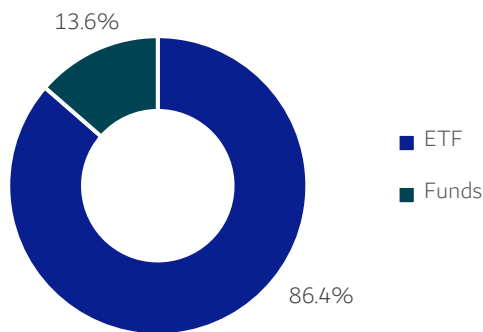
Data as of end March 2026

\*\*These numbers are over one year period.

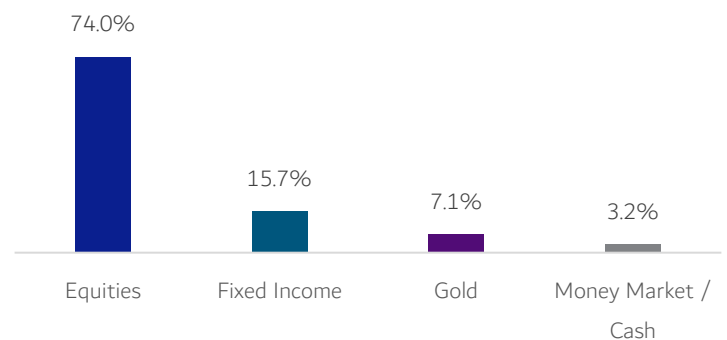
	1M	3M	6M	1YR	3YR	S.I.
Growth Fund Hybrid Performance*	(7.70)	(4.32)	(0.37)	15.08	40.93	57.22

\*The performance data shown is for the Master Fund - Amundi Asia Funds - Signature CIO Growth Fund AU USD ACC share class (LU2708337568) to 17 May 2024, which commenced its investment program on 30 September 2022, and data for Signature CIO Growth Fund Open Ended IC PL A ACC USD share class (AEDFXA47C007) from 17 May 2024. An investment in the Fund is not the same as a direct investment in the underlying Master Fund. It should be noted that the past performance data is not available yet for a full calendar year. Past performance is not indicative of future returns. All performances are calculated net of fees and calculated net income reinvested and net of all charges taken by the Sub-Fund and expressed with the round-off superior.

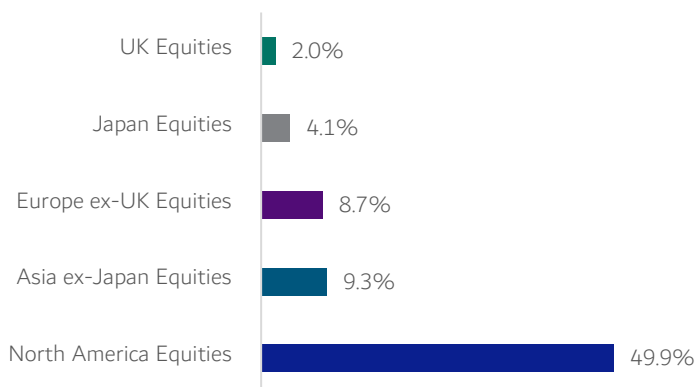
## ASSET ALLOCATION\*



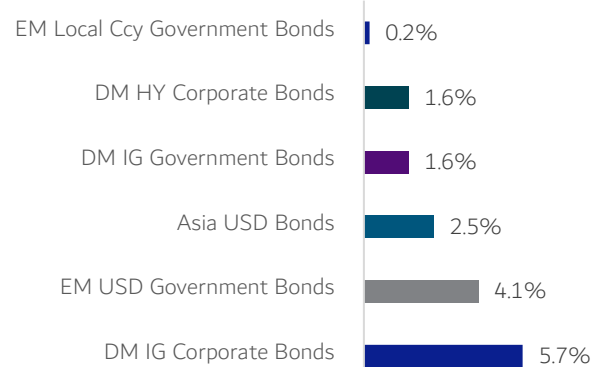
## FUND ASSET ALLOCATION\*



## EQUITY BREAKDOWN\*



## FIXED INCOME BREAKDOWN\*



Source of data: Aditum Investment Management Limited & Bloomberg. \*for the Master Fund, Source of data: Amundi Asset Management SAS. Please note that values may not add up to 100% due to rounding.

## Signature CIO Growth Fund Open Ended IC PLC

## ALLOCATION BREAKDOWN\*

As of 31 March 2026

## SCB - Allocation breakdown (Foundation)

	Portfolio	Instrument type (ETF/Fund)
<b>Equities</b>	<b>71.1%</b>	-
<b>North America Equities</b>	<b>47.0%</b>	-
AMUNDI CORE S&P 500 SWAP ETF ACC	11.5%	ETF
XTRACKERS MSCI USA ETF 1C	9.2%	ETF
STATE STREET SPDR S&P 500 ETF USD ACC	9.0%	ETF
ISHARES CORE S&P 500 ETF USD ACC	8.8%	ETF
VANGUARD FTSE NORTH AMERICA ETF USD ACC	8.6%	ETF
<b>Asia ex-Japan Equities</b>	<b>9.3%</b>	-
ISHARES MSCI EM ASIA ETF USD ACC	7.3%	ETF
LYXOR MSCI AC ASIA EX JAPAN UCITS ETF -	1.7%	ETF
XTRACKERS MSCI ACASIAEXJP ESG SWP ETF 1C	0.4%	ETF
<b>Europe ex-UK Equities</b>	<b>8.7%</b>	-
ISHARES MSCI EUROPE EX-UK ETF EUR DIST	8.7%	ETF
<b>Japan Equities</b>	<b>4.1%</b>	-
ISHARES CORE MSCI JAPAN IMI ETF USD ACC	4.1%	ETF
<b>UK Equities</b>	<b>2.0%</b>	-
VANGUARD FTSE 100 UCITS ETF GBP ACC	2.0%	ETF
<b>Fixed Income</b>	<b>14.7%</b>	-
<b>DM IG Corporate Bonds</b>	<b>5.7%</b>	-
ISHARES GLOBAL CORP BOND ETF USD H ACC	2.4%	ETF
PIMCO GIS INCOME INSTITUTIONAL USD ACC	2.0%	Fund
JPM AGGREGATE BOND I ACC USD	1.4%	Fund
<b>EM USD Government Bonds</b>	<b>4.1%</b>	-
PRINCIPAL GI FIN UNCON EM FX INC I2 ACC	3.2%	Fund
ISHARES JP MORGAN EM BD ETF USD ACC	0.9%	ETF
<b>Asia USD Bonds</b>	<b>2.5%</b>	-
BGF ASIAN TIGER BOND I2 USD	2.5%	Fund
<b>DM HY Corporate Bonds</b>	<b>1.6%</b>	-
BGF GLOBAL HIGH YIELD BOND I2	1.6%	Fund
<b>DM IG Government Bonds</b>	<b>0.6%</b>	-
ISHARES GLOBAL GOVT BOND UCITS ETF USD H	0.6%	ETF
<b>EM Local Ccy Government Bonds</b>	<b>0.2%</b>	-
CAPITAL GROUP EM LOCAL DEBT LUX P	0.2%	Fund
<b>Gold</b>	<b>7.1%</b>	-
<b>Gold</b>	<b>7.1%</b>	-
INVESCO PHYSICAL GOLD ETC USD (LSE)	7.1%	ETF
<b>Money Market / Cash</b>	<b>3.2%</b>	-
<b>Money Market / Cash</b>	<b>3.2%</b>	-
BNP PARIBAS INSTICASH USD	2.7%	Fund
Cash	0.6%	-

## SCB - Allocation breakdown (Opportunistic)

	Portfolio	Instrument type (ETF/Fund)
<b>Fixed Income</b>	<b>1.0%</b>	-
<b>DM IG Government Bonds</b>	<b>1.0%</b>	-
ISHARES TIPS 0-5 ETF USD ACC	1.0%	ETF
<b>Equities</b>	<b>2.8%</b>	-
<b>North America Equities</b>	<b>2.8%</b>	-
VANECK DEFENSE ETF A USD ACC	1.4%	ETF
ISHARES MSCI GLOBAL SEMICONDUCTRS ETFACC	1.4%	ETF

## MASTER FUND COMMENTARY

## Fund Performance

March saw negative returns across the portfolio as equities, fixed income and gold saw steep declines with the geopolitical conflict in the Middle East disrupting global energy markets and triggering broad risk aversion. The war involving Iran constrained oil flows through the Strait of Hormuz, driving crude prices sharply higher and elevating inflation concerns across developed and emerging economies. Global equities declined 7.2% (as measured by the MSCI AC World Index), marking one of the weakest months in recent years while fixed income markets faced headwinds as US 10-year Treasury yields climbed 37bps from 3.95% to 4.32% driven by persistent inflation concerns stemming from the energy shock and sharply reduced near-term easing expectations.

Within Equities, our allocation of being overweight in the US, underweight in Europe contributed due to the differences in regional performances. US equities demonstrated relative resilience, falling 4.9%, supported by lower direct energy exposure and stronger domestic economic fundamentals. Europe ex-UK equities suffered steeper losses of 10.6% as elevated energy costs pressured corporate margins and growth expectations. In Fixed Income, performance detracted from EM USD & LCY debt and DM IG Govt on the back of rising yields and widening spreads. While Gold initially benefited from a flight to safety, prices pulled back as investors moved to cash and a few emerging markets central banks sold gold to raise funds.

## Fund Positioning

March underscored the importance of disciplined, active management. In sharp sell offs, correlations often converge, limiting diversification benefits and making discipline critical to navigate volatility and emerge well positioned. Amidst the market volatility, we initiated these opportunistic trades in response to shifting market conditions: 1) short-dated US TIPs (US inflation-protected bonds) as a hedge against inflation risks from higher oil prices; 2) Global Semiconductors supported by robust capex from major hyperscalers and sustained memory chip demand; and 3) Global Defense where elevated geopolitical tensions are supporting demand for military production.

\*for the Master Fund

Source of data: Bloomberg and Amundi Asset Management SAS

# Signature CIO Growth Fund Open Ended IC PLC

## FUND INFORMATION

Domicile	Dubai International Financial Centre, UAE
Fund Manager	Aditum Investment Management Limited
Master Fund	Amundi Asia Funds – Signature CIO Growth Fund - AU
Investment Manager of Master Fund	Amundi Asset Management SAS
Fund Administrator	Standard Chartered Bank DIFC
Custodian	Standard Chartered Bank UAE
Auditor	Grant Thornton Audit and Accounting Limited (BVI)
Fund Strategy	Growth
Currency	USD
Inception Date	17 May 2024
Dealing Frequency	Daily
Redemption Notice	1 BD

## FEES

SHARE CLASS	ISIN	ACCUMULATING / DISTRIBUTING	MANAGEMENT FEE	PLACEMENT FEE	MINIMUM SUBSCRIPTION	SUBSEQUENT INVESTMENT
Class A ACC (USD)	AEDFXA47C007	Accumulating	Up to 0.72%	Up to 5%	US\$1000	US\$1000


For a full outline on applicable fees, please refer to Fund's prospectus





## RISK INDICATOR



The risk indicator assumes you keep the product for medium to long term. The summary risk indicator is a guide to the level of risk from this product compared to other products. It shows how likely it is that the product will lose money because of movement in the markets or because we are not able to pay you. Please note that the risk indicators is based on the Master Fund and is sourced from the Master Funds Administrator. The Fund will entail substantially the same risks as an investment in the underlying Master Fund. At this time, the level of the risk and reward profile is equal to 4, in line with the risk and reward profile for the Master Fund. For more information about these risks, please see the Master Fund Prospectus.

## CONTACT DETAILS:

 Aditum Investment Management Limited  
 Office 510, Level 5, Gate District 3  
 Dubai International Financial Centre  
 Dubai, UAE

 PO Box 506605  
 Telephone: +971 4 875 3700  
 Email: [sales@aditumim.com](mailto:sales@aditumim.com)  
 [www.aditumim.com](http://www.aditumim.com)

## DISCLAIMER

The Fund will invest substantially all of its assets in the Master Fund. The Master Fund may purchase certain instruments or utilize certain investment techniques that carry specific risks. No guarantee or representation is made that the Master Fund will be able to implement its investment strategy, achieve its investment objectives, be profitable, or avoid substantial losses, or that its investment strategy will be successful. This material is communicated by Aditum Investment Management Limited "Aditum". This information has been provided in good faith and from sources believed to be reliable, but no guarantee is given as to its accuracy. The opinions expressed in this document are not intended to serve as investment advice or solicitation and should not be used in substitution for the exercise of own judgment. The information, including expression of opinion, has been obtained from or is based upon sources believed to be reliable, fair and not misleading. Any opinion or estimate contained in this material is subject to change without notice. The information contained in this document does not constitute an investment advice, a recommendation or offer to buy or sell or subscribe to any specific investment and does not have any regard to the specific investment objectives, financial situation or the particular needs of any person and is provided for information purposes only. Potential investors are reminded to seek professional advice before investing. The tax legislation applying to the Fund's relevant place of domicile may have an impact on the prospective investor's personal tax position. Investment involves risk and prospective investors should be aware that investment in the Fund carries a significant degree of risk. Risks involved in any asset class may include, but are not necessarily limited to, market risks, credit risks, currency risk, political risks, geographical and economic risks therefore investment as well as performance would be exposed to variations and the investment may increase or decrease in value. Certain investments may be speculative and considerably more volatile than other investments. Further, changes in applicable laws, regulations, or tax regimes could adversely affect the performance of the fund or its underlying investments. This document may include figures relating to simulated past performance. Past performance, simulations and performance forecasts are not reliable indicators of future results and are not a guarantee of future returns, meaning investors may get back less than the amount originally invested. As Aditum may from time to time invest in its managed funds, potential conflicts of interest may arise. They are addressed in a manner consistent with established policies and procedures to manage such conflicts, ensuring fair treatment of all investors. As a general rule, potential investors should only invest in financial products that they are familiar with and understand the risks associated with them. Potential investors should carefully consider their investment experience, financial situation, investment objective, risk tolerance level prior to making the investment. Investment contains specific risks, including asset class where it might be difficult to make an investment or to obtain information about performance. The investment risk may include the possible loss of the principal amount invested. For a full outline on applicable fees, classes of shares please refer to Fund's latest prospectus, supplement or term sheet accurate as at the date of issue. Further information about the UCITS and Aditum Global Access ICC Ltd Fund Platform (i.e., Prospectus/ Offering Memorandum, KIIDs, periodic reports) can be obtained in English (and in Arabic for the Fund Platform), free of charge at the following address: Dubai International Financial Centre, Gate District Precinct Building 3, Level 5, Unit 510, Dubai, United Arab Emirates. Potential investors must obtain and carefully read the most recent Fund's KIID, Prospectus, Supplement, Term Sheet, as applicable, prior to making an investment and to assess the suitability, lawfulness and risks involved. Aditum Investment Management Limited will not be held liable for actions taken, or not taken, as a result of the publication of this document. Prospective investors should be aware that the target dividend distribution is not guaranteed and remains subject to the Fund's performance, prevailing market conditions, and the discretion of the Fund Manager however the decision to declare a dividend in relation to any Fund, Sub-Fund or Share Class (or Sub-Class) will be made solely by the respective Board of Directors. There is no assurance that the Fund will achieve its investment objectives or distribute dividends at the target rate. The declaration of any dividends will be made in accordance with the CIL, the CIR and the Articles. Where dividends are declared, all investors (unitholders) recorded in the unitholder register of the relevant Fund, Sub-Fund maintained by the Registrar and Transfer Agent at the end of the relevant record date shall be eligible for a dividend. Fund dividend procedure may vary for each Fund (Sub-Fund) and each Share Class (or Sub-Class) as is set out in the relevant documentation. For further information, please refer to the official Fund documentation or contact the Fund Manager. Dissemination of this information is strictly prohibited and the information is not for distribution for the general public and may not be published, circulated or distributed in whole or part to any person without written consent of Aditum Investment Management Limited and the content remains the property of Aditum Investment Management Limited, a company incorporated in the Dubai International Financial Centre and regulated by the Dubai Financial Services Authority. Data source: Aditum, Bloomberg, USD terms, income reinvested, bid to bid, periods as stated. Aditum Investment Management Limited is regulated by the DFSA for the provision of Managing Collective Investment Funds, Arranging Deals in Investments, Advising on Financial Products, Arranging Custody, Managing Assets and Arranging Credit and Advising on Credit. Aditum Investment Management Limited holds an Islamic Endorsement to conduct Islamic Financial Business by Operating an Islamic Window, Holding or Controlling Client Assets, Managing a Fund Platform. All communications and services are directed at Market Counterparties and Professional Clients only (as defined in the DFSA rulebook), persons other than Market Counterparties and Professional Clients, such as Retail Clients, are NOT the intended recipients of our communications or services. Aditum Investment Management Limited is a company established in the DIFC pursuant to the DIFC Companies Law with registration number CL2833. The Fund is a Public Fund domiciled in the Dubai International Financial Centre (DIFC) and registered with the Dubai Financial Services Authority (DFSA). The Fund has been passported for marketing in the United Arab Emirates (UAE) under the Securities and Commodities Authority (SCA) Fund Regime.