

# Signature CIO Income Fund Open Ended IC PLC

As of 31 March 2026

## INVESTMENT OBJECTIVE

The Signature CIO Income Fund Open Ended IC PLC (the "Fund" or "Income Fund") is a feeder fund that seeks to achieve generate regular income by investing in a diversified portfolio of income generating securities globally. As a secondary objective, the Sub-Fund aims to generate capital appreciation over a mid-to-long term investment horizon by accessing opportunities across multiple asset classes. The Fund will invest in the Amundi Asia Funds - Signature CIO Income Fund (the "Master Fund") which is managed by Amundi Asset Management. The Master Fund combines top-down macroeconomic views and bottom-up mutual funds and ETF selection from Standard Chartered's Chief Investment Officer ("CIO") and Investment Management Teams.

## FUND PERFORMANCE (%)\*



## FUND CHARACTERISTICS

AUM (US\$m)\* 64.80

Inception Date 17 May 2024

\*as of end March 2026, the Master Fund AUM is 1,412.64 (million USD)

## MASTER FUND CHARACTERISTICS

No. of Securities 30

Volatility\*\* 6.31%

Sharpe ratio\*\* 0.74

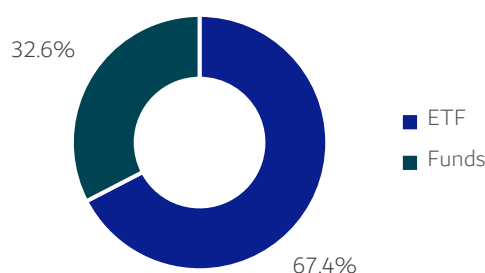
Maximum Drawdown -5.88%

Data as of end March 2026. \*\*These numbers are over one year period.

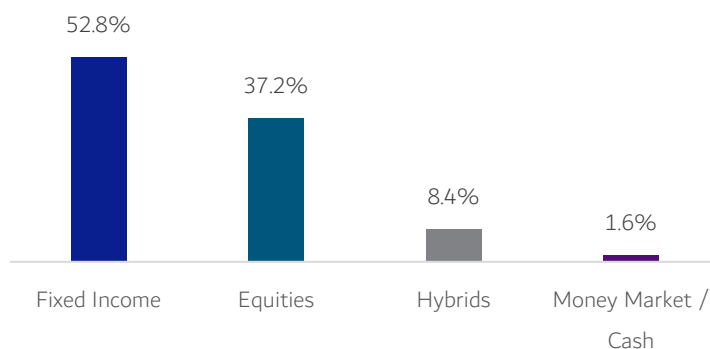
	1M	3M	6M	1YR	3YR	S.I.
Income Fund Hybrid Performance*	(4.73)	(1.13)	1.19	8.47	12.48	24.33

\*The performance data is shown for the Master Fund - Amundi Asia Funds - Signature CIO Income Fund AU USD ACC (LU2708335786) share class to 21 June 2024, which commenced its investment program on 8 March 2023, and data for Signature CIO Income Fund Open Ended IC PL A ACC USD share class (AEDFXA46C009) from 21 June 2024. An investment in the Fund is not the same as a direct investment in the underlying Master Fund. It should be noted that the past performance data is not available yet for a full calendar year. Past performance is not indicative of future returns. All performances are calculated net of fees and calculated net income reinvested and net of all charges taken by the Sub-Fund and expressed with the round-off superior.

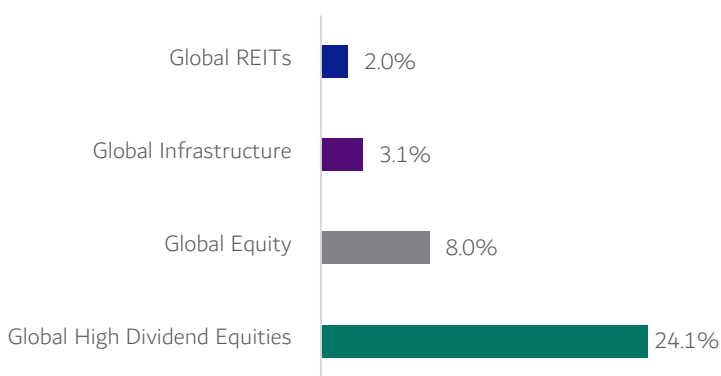
## ASSET ALLOCATION\*



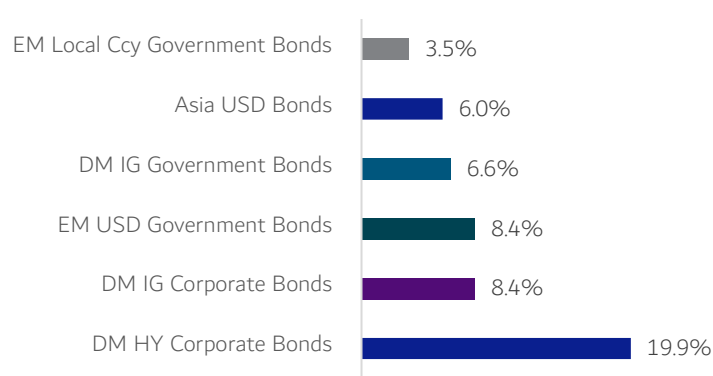
## FUND ASSET ALLOCATION\*



## EQUITY BREAKDOWN\*



## FIXED INCOME BREAKDOWN\*



Source of data: Aditum Investment Management Limited & Bloomberg. \*for the Master Fund, Source of data: Amundi Asset Management SAS. Please note that values may not add up to 100% due to rounding.

## Signature CIO Income Fund Open Ended IC PLC

## ALLOCATION BREAKDOWN\*

As of 31 March 2026

## SCB - Allocation breakdown (Foundation)

	Portfolio	Instrument type (ETF/Fund)
<b>Fixed Income</b>	<b>51.3%</b>	<b>-</b>
<b>DM HY Corporate Bonds</b>	<b>19.9%</b>	<b>-</b>
ISHARES \$ HIGH YIELD CORP BOND UCITS ETF	7.0%	ETF
BGF GLOBAL HIGH YIELD BOND I2	7.0%	Fund
ISHARES GLOBAL HY CORP BOND UCITS ETF US	4.1%	ETF
AMU GLB HY CORP BND ESG UCITS ETF DR USD	1.8%	ETF
<b>DM IG Corporate Bonds</b>	<b>8.4%</b>	<b>-</b>
ISHARES US MORTGAGE BACKED SEC UCITS ETF	4.0%	ETF
PIMCO GIS INCOME INSTITUTIONAL USD ACC	3.0%	Fund
ISHARES GLOBAL CORP BOND ETF USD H ACC	1.4%	ETF
<b>EM USD Government Bonds</b>	<b>8.4%</b>	<b>-</b>
PRINCIPAL GI FIN UNCON EM FX INC I2 ACC	6.1%	Fund
ISHARES JP MORGAN EM BD ETF USD ACC	2.3%	ETF
<b>Asia USD Bonds</b>	<b>6.0%</b>	<b>-</b>
BGF ASIAN TIGER BOND I2 USD	5.5%	Fund
ISHARES ASIA INVM GRD CORP BD ETF ACC	0.5%	ETF
<b>DM IG Government Bonds</b>	<b>5.1%</b>	<b>-</b>
ISHARES GLOBAL GOVT BOND UCITS ETF USD H	2.5%	ETF
ISHARES GLOBAL GOVT BOND ETF USD ACC	1.5%	ETF
ISHARES \$ TREASURY BOND 7-10YR UCITS ETF	1.1%	ETF
<b>EM Local Ccy Government Bonds</b>	<b>3.5%</b>	<b>-</b>
CAPITAL GROUP EM LOCAL DEBT LUX P	3.0%	Fund
ISHARES JPMORGAN EM LCL GOVT BD ETFACC	0.5%	ETF
<b>Equities</b>	<b>37.2%</b>	<b>-</b>
<b>Global High Dividend Equities</b>	<b>24.1%</b>	<b>-</b>
VNGRD FTSE ALL-WLD HGH DIV YLD UCITS ETF	16.9%	ETF
JPM GLOBAL DIVIDEND I2 ACC USD	2.5%	Fund
AMUNDI MSCI EUROPE HGH DIVDND FACTOR UCIT	1.9%	ETF
BGF SYSTEMATIC GLBL EQ HI INC I3	1.7%	Fund
ISHARES ASIA PACIFIC DIV ETF USD DIST	1.1%	ETF
<b>Global Equity</b>	<b>8.0%</b>	<b>-</b>
VANGUARD FTSE ALL-WORLD UCITS ETF USD AC	8.0%	ETF
<b>Global Infrastructure</b>	<b>3.1%</b>	<b>-</b>
ISHARES GLOBAL INFRASTRUCTURE UCITS ETF	1.8%	ETF
FTGF CB GLBINFRASINCPREMUSDACC	1.3%	Fund
<b>Global REITs</b>	<b>2.0%</b>	<b>-</b>
AMUNDI INDEX FTSE EPRA NAREIT GLOBAL UCI	2.0%	ETF
<b>Hybrids</b>	<b>8.4%</b>	<b>-</b>
<b>Covered Call Strategy</b>	<b>4.9%</b>	<b>-</b>
GLOBAL X NASDAQ 100 COVERED CALL ETF ACC	4.9%	ETF
<b>Sub Financials</b>	<b>3.5%</b>	<b>-</b>
INVESCO USD AT1 COCO BD ETF ACC	2.0%	ETF
ALGEBRIS FINANCIAL CREDIT I USD ACC	1.5%	Fund
<b>Money Market / Cash</b>	<b>1.6%</b>	<b>-</b>
<b>Money Market / Cash</b>	<b>1.6%</b>	<b>-</b>
Cash	0.8%	-
BNP PARIBAS INSTICASH USD	0.8%	Fund

## SCB - Allocation breakdown (Opportunistic)

	Portfolio	Instrument type (ETF/Fund)
<b>Fixed Income</b>	<b>51.3%</b>	<b>-</b>
<b>DM IG Government Bonds</b>	<b>1.5%</b>	<b>-</b>
ISHARES TIPS 0-5 ETF USD ACC	1.5%	ETF

## MASTER FUND COMMENTARY

## Fund Performance

March was a difficult month for global markets with few places to hide as most asset classes including global equities and bonds suffered a steep correction. Inevitably, the CIO Income Fund could not avoid a correction, although the drawdown was measured given its more conservative asset allocation and positioning. Within equities, while the overweight allocation to growth equities detracted in March, the fund's bigger allocation to more defensive stocks such as high dividend and infrastructure stocks helped. For bonds, while the overweight allocation to emerging market debt detracted, it was balanced out by our underweight stance on developed market high yield credit. In addition, the fund's overweight allocation to covered call strategies also contributed positively.

## Fund Positioning

With the steep correction in March, we see it as a chance to capitalise on and actively rebalanced the portfolio to capture new opportunities. We continue to stay overweight on equities and increased our allocation to both global growth and high dividend stocks. Given our base case expectation for markets to eventually stabilise and resume their upward trend, we tactically took profit on our covered call strategies and reduced the allocation. In turn on the fixed income side, we took the chance to increase our allocation to both developed market investment grade and high yield credit as credit spreads widened in March. We continue to stay overweight on both emerging market debt and CoCos as fundamentals remain robust and yields have become more attractive. Overall, the portfolio's yield remains above 5% to offer investors a steady cash flow. Investors can also enjoy some capital appreciation potential given the fund's exposure to equities should markets stabilise and re-focus on fundamentals.

\*for the Master Fund

Source of data: Bloomberg and Amundi Asset Management SAS

# Signature CIO Income Fund Open Ended IC PLC

## DIVIDENDS PAID PER SHARE\*

	JAN	FEB	MAR	APR	MAY	JUN	JUL	AUG	SEP	OCT	NOV	DEC
2024						0.747**	0.502	0.511	0.520	0.510	0.520	0.510
2025	0.510	0.510	0.510	0.510	0.510	0.510	0.510	0.510	0.510	0.510	0.510	0.510
2026	0.510	0.510	0.510									

\*Please note that these dividends paid out for income generating share class, Class A INC (AEDFXA46C017) only. This factsheet reports the performance of the accumulating share class, Class A ACC (AEDFXA46C009), for investors invested in the accumulating share class, they will not receive the dividends paid in the income share class. \*\*In June 2024, part dividend for May 2024 was also paid.

## FUND INFORMATION

Domicile	Dubai International Financial Centre, UAE
Fund Manager	Aditum Investment Management Limited
Master Fund	Amundi Asia Funds – Signature CIO Income Fund - AU
Investment Manager of Master Fund	Amundi Asset Management SAS
Fund Administrator	Standard Chartered Bank DIFC
Custodian	Standard Chartered Bank UAE
Auditor	Grant Thornton Audit and Accounting Limited (BVI)
Fund Strategy	Income
Currency	USD
Inception Date	17 May 2024
Dealing Frequency	Daily
Redemption Notice	1 BD

## FEES

SHARE CLASS	ISIN	ACCUMULATING / DISTRIBUTING	MANAGEMENT FEE	PLACEMENT FEE	MINIMUM SUBSCRIPTION	SUBSEQUENT INVESTMENT
Class A ACC (USD)	AEDFXA46C009	Accumulating	Up to 0.72%	Up to 5%	US\$1000	US\$1000
Class A INC (USD)	AEDFXA46C017	Distributing	Up to 0.72%	Up to 5%	US\$1000	US\$1000

For a full outline on applicable fees, please refer to Fund's prospectus

## RISK INDICATOR



The risk indicator assumes you keep the product for medium to long term. The summary risk indicator is a guide to the level of risk from this product compared to other products. It shows how likely it is that the product will lose money because of movement in the markets or because we are not able to pay you. Please note that the risk indicators is based on the Master Fund and is sourced from the Master Funds Administrator. The Fund will entail substantially the same risks as an investment in the underlying Master Fund. At this time, the level of the risk and reward profile is equal to 3, in line with the risk and reward profile for the Master Fund. For more information about these risks, please see the Master Fund Prospectus.

## CONTACT DETAILS:

Aditum Investment Management Limited  
Office 510, Level 5, Gate District 3  
Dubai International Financial Centre  
Dubai, UAE



PO Box 506605



Telephone: +971 4 875 3700



Email: [sales@aditumim.com](mailto:sales@aditumim.com)



[www.aditumim.com](http://www.aditumim.com)

## DISCLAIMER

The Fund will invest substantially all of its assets in the Master Fund. The Master Fund may purchase certain instruments or utilize certain investment techniques that carry specific risks. No guarantee or representation is made that the Master Fund will be able to implement its investment strategy, achieve its investment objectives, be profitable, or avoid substantial losses, or that its investment strategy will be successful. This material is communicated by Aditum Investment Management Limited "Aditum". This information has been provided in good faith and from sources believed to be reliable, but no guarantee is given as to its accuracy. The opinions expressed in this document are not intended to serve as investment advice or solicitation and should not be used in substitution for the exercise of own judgment. The information, including expression of opinion, has been obtained from or is based upon sources believed to be reliable, fair and not misleading. Any opinion or estimate contained in this material is subject to change without notice. The information contained in this document does not constitute an investment advice, a recommendation or offer to buy or sell or subscribe to any specific investment and does not have any regard to the specific investment objectives, financial situation or the particular needs of any person and is provided for information purposes only. Potential investors are reminded to seek professional advice before investing. The tax legislation applying to the Fund's relevant place of domicile may have an impact on the prospective investor's personal tax position. Investment involves risk and prospective investors should be aware that investment in the Fund carries a significant degree of risk. Risks involved in any asset class may include, but are not necessarily limited to, market risks, credit risks, currency risk, political risks, geographical and economic risks therefore investment as well as performance would be exposed to variations and the investment may increase or decrease in value. Certain investments may be speculative and considerably more volatile than other investments. Further, changes in applicable laws, regulations, or tax regimes could adversely affect the performance of the fund or its underlying investments. This document may include figures relating to simulated past performance. Past performance, simulations and performance forecasts are not reliable indicators of future results and are not a guarantee of future returns, meaning investors may get back less than the amount originally invested. As Aditum may from time to time invest in its managed funds, potential conflicts of interest may arise. They are addressed in a manner consistent with established policies and procedures to manage such conflicts, ensuring fair treatment of all investors. As a general rule, potential investors should only invest in financial products that they are familiar with and understand the risks associated with them. Potential investors should carefully consider their investment experience, financial situation, investment objective, risk tolerance level prior to making the investment. Investment contains specific risks, including asset class where it might be difficult to make an investment or to obtain information about performance. The investment risk may include the possible loss of the principal amount invested. For a full outline on applicable fees, classes of shares please refer to Fund's latest prospectus, supplement or term sheet accurate as at the date of issue. Further information about the UCITS and Aditum Global Access ICC Ltd Fund Platform (i.e., Prospectus / Offering Memorandum, KIID, periodic reports) can be obtained in English (and in Arabic for the Fund Platform), free of charge at the following address: Dubai International Financial Centre, Gate District Precinct Building 3, Level 5, Unit 510, Dubai, United Arab Emirates. Potential investors must obtain and carefully read the most recent Fund's KIID, Prospectus, Supplement, Term Sheet, as applicable, prior to making an investment and to assess the suitability, lawfulness and risks involved. Aditum Investment Management Limited will not be held liable for actions taken, or not taken, as a result of the publication of this document. Prospective investors should be aware that the target dividend distribution is not guaranteed and remains subject to the Fund's performance, prevailing market conditions, and the discretion of the Fund Manager however the decision to declare a dividend in relation to any Fund, Sub-Fund or Share Class (or Sub-Class) will be made solely by the respective Board of Directors. There is no assurance that the Fund will achieve its investment objectives or distribute dividends at the target rate. The declaration of any dividends will be made in accordance with the CIL, the CIR and the Articles. Where dividends are declared, all investors (unitholders) recorded in the unitholder register of the relevant Fund, Sub-Fund maintained by the Registrar and Transfer Agent at the end of the relevant record date shall be eligible for a dividend. Fund dividend procedure may vary for each Fund (Sub-Fund) and each Share Class (or Sub-Class) as is set out in the relevant documentation. For further information, please refer to the official Fund documentation or contact the Fund Manager. Dissemination of this information is strictly prohibited and the information is not for distribution for the general public and may not be published, circulated or distributed in whole or part to any person without written consent of Aditum Investment Management Limited and the content remains the property of Aditum Investment Management Limited, a company incorporated in the Dubai International Financial Centre and regulated by the Dubai Financial Services Authority. Data source: Aditum, Bloomberg, USD terms, income reinvested, bid to bid, periods as stated. Aditum Investment Management Limited is regulated by the DFSA for the provision of Managing Collective Investment Funds, Arranging Deals in Investments, Advising on Financial Products, Arranging Custody, Managing Assets and Arranging Credit and Advising on Credit. Aditum Investment Management Limited holds an Islamic Endorsement to conduct Islamic Financial Business by Operating an Islamic Window, Holding or Controlling Client Assets, Managing a Fund Platform. All communications and services are directed at Market Counterparties and Professional Clients only (as defined in the DFSA rulebook), persons other than Market Counterparties and Professional Clients, such as Retail Clients, are NOT the intended recipients of our communications or services. Aditum Investment Management Limited is a company established in the DIFC pursuant to the DIFC Companies Law with registration number CL2833. The Fund is a Public Fund domiciled in the Dubai International Financial Centre (DIFC) and registered with the Dubai Financial Services Authority (DFSFA). The Fund has been passported for marketing in the United Arab Emirates (UAE) under the Securities and Commodities Authority (SCA) Fund Regime.